



5330 East 25th Street
Indianapolis Indiana 46218
(888) 445-4142
www.tepid.com

ANSI/ISEA Z358.1 Certified
Patent Information:
tepid.com/patents

Stingray Systems

T5530/T5535

Wall Mounted Emergency Shower and Eye/Face Wash

The T5530/T5535 emergency combination shower and eye/face wash is a wall-mounted unit that includes an integrated mixing valve so that the plumbing can be run directly to the unit. The combination shower shall be manufactured of corrosion resistant materials. The integral valve assembly shall be nickel-plated brass unit with machined 1/4" connections with check valves for hot and cold-water inlet connections. It shall include a centrally located activator with universal ANSI compliant sign.

The integral valve assembly shall control outlet temperature over a wide range of flow and shall be suitable for combination shower applications in order to comply with the latest ANSI/ISEA Z358.1 requirements. Temperature adjustment shall be vandal resistant.

The control mechanism shall employ a liquid-filled thermostatic motor to drive the valve without additional power requirements. The control mechanism shall employ a stainless steel sliding piston control device with reverse seat closure and both fixed and variable cold-water bypass.

In the event of interruption of the cold water supply, the control mechanism closes off the hot water port, stopping all flow (POSITIVE HOT WATER SHUTOFF). In the event of interruption of the hot water supply, the control mechanism shall allow cold flow through both the fixed and variable bypass. In the event that the liquid motor fails, the control mechanism closes off the hot water port with the reverse seat and fully opens the internal variable bypass to allow cold-water flow.

The bowl assembly shall include a First Aid Red ABS or Stainless Steel bowl. The spray heads shall be PVC with dust caps and designed to flow at the specified flow rate. The spray heads shall be incorporated into a Quick Switch Eyewash Block that can be easily removed and serviced, allowing the supply piping to be flushed. The Quick Switch Eyewash Block shall be a single supply source eyewash to ensure symmetrical and equal flow through each spray head.

The unit shall include a First Aid Red ABS or Stainless Steel showerhead designed to give the user uniform and non-forceful flow over the entire coverage area at 20 gpm at 30psi. A stainless steel pull handle connected to the nickel-plated ball valve accomplishes activation of the shower.

The unit shall include two wall mounting brackets. It shall be installed at the correct height to get the individual components to the correct elevations per ANSI/ISEA Z358.1. The emergency combination station shall be installed level and be self-draining to hinder bacteria growth. The station shall also be independently certified to meet the latest ANSI/ISEA Z358.1 requirements.



Series: T5530/T5535

Model Number:

- T5530 Standard Wall Mounted Combination Emergency Shower and Eye/Face Wash
- T5535 Barrier Free Wall Mounted Combination Emergency Shower and Eye/Face Wash

Pipe Finish:

- Galvanized (GA)
- Epoxy Coated (EP)
- Stainless Steel (SS)

Quick Switch Eyewash Block Options:

- Filter (FLT)
- No Filter (NFT)

Bowl Showerhead Material Options:

- ABS Bowl/ABS Showerhead (AB/AB)
- Stainless Steel Bowl/ABS Showerhead (SS/AB)
- ABS Bowl/Stainless Steel Showerhead (AB/SS)
- Stainless Steel Bowl/Stainless Steel Showerhead (SS/SS)

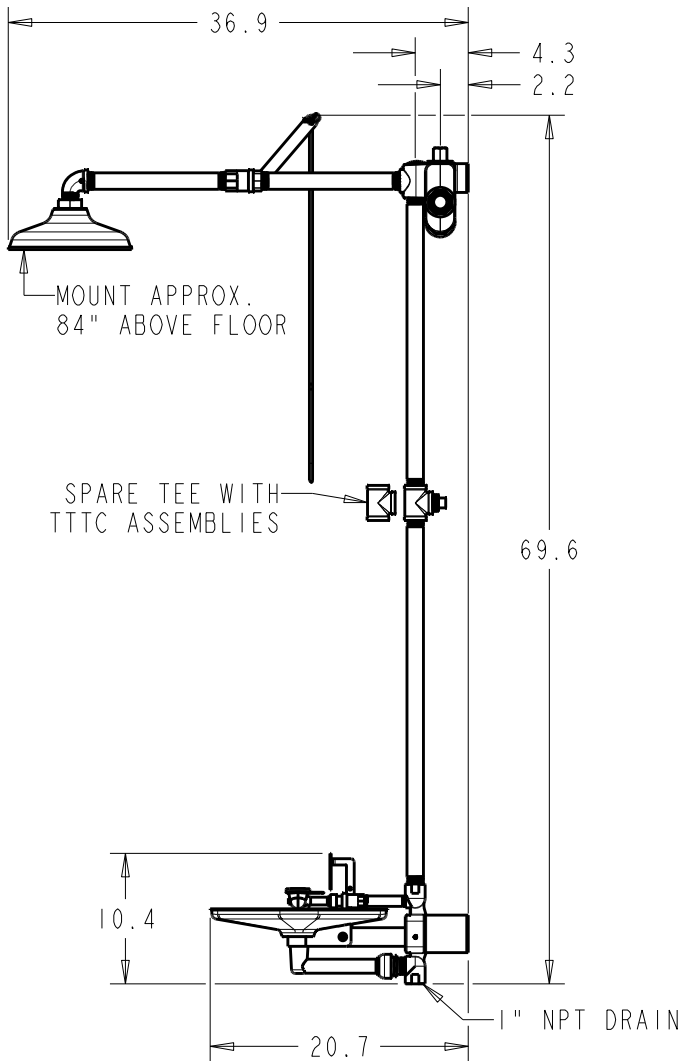


ASSE 1071 Approved

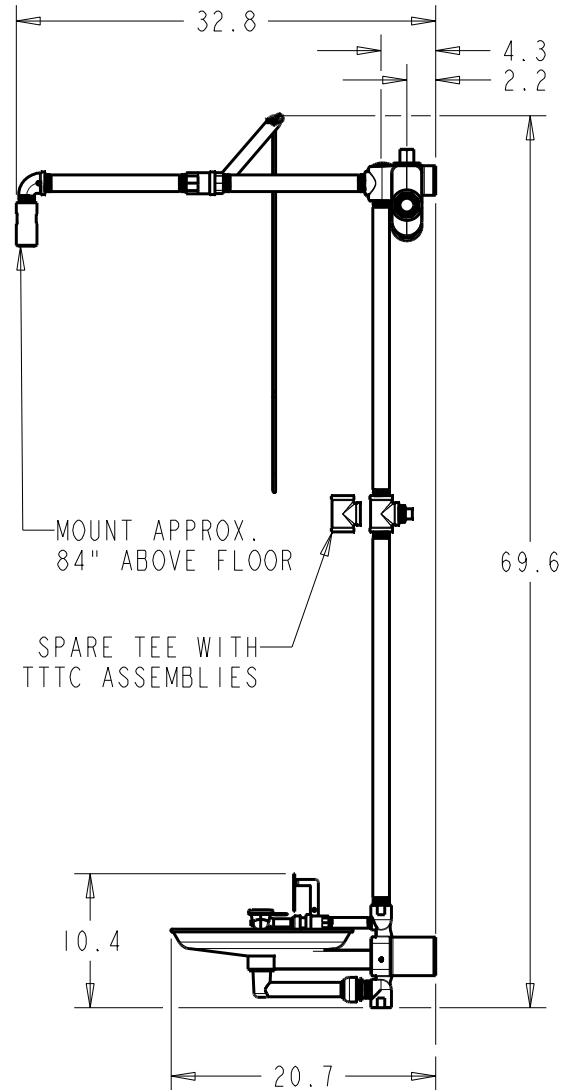


5330 East 25th Street
Indianapolis Indiana 46218
(888) 445-4142
www.tepid.com

ANSI/ISEA Z358.1 Certified
Patent Information:
tepid.com/patents



Model: T5530 ABS

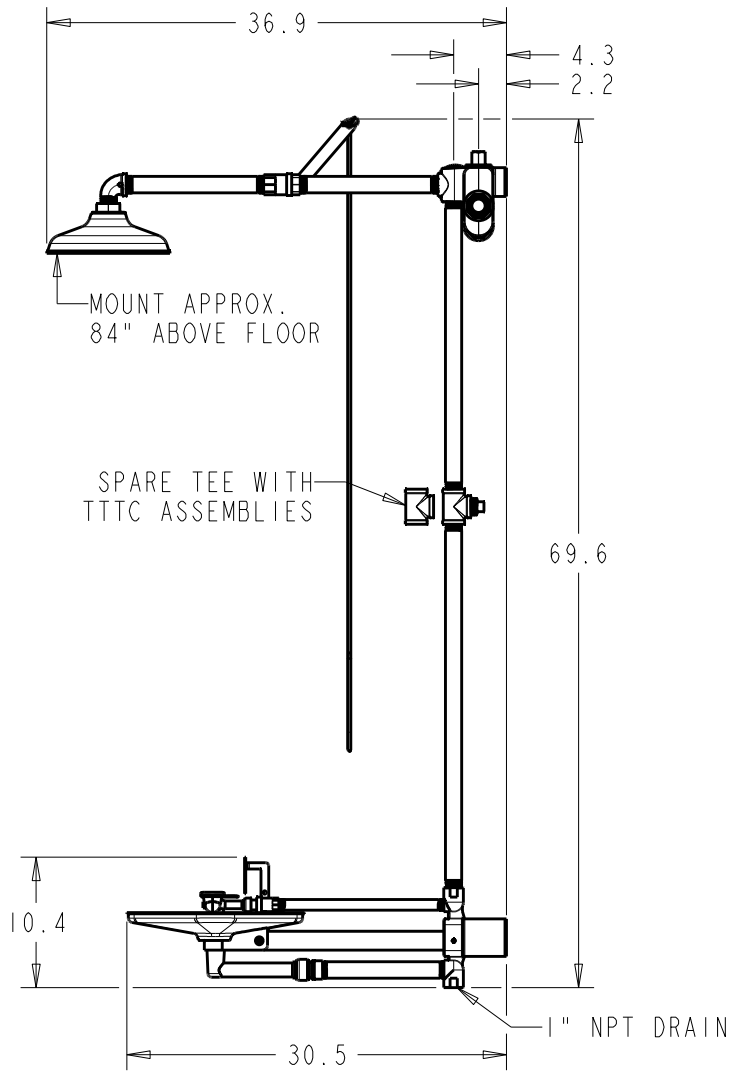


Model: T5530 SS

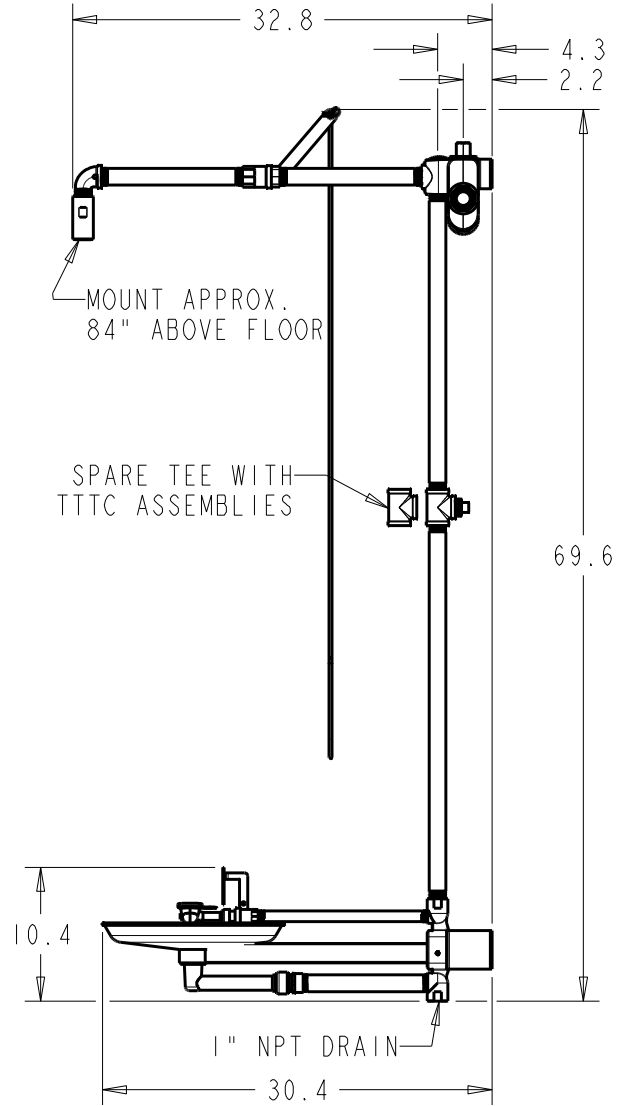


5330 East 25th Street
 Indianapolis Indiana 46218
 (888) 445-4142
 www.tepid.com

ANSI/ISEA Z358.1 Certified
 Patent Information:
 tepid.com/patents



Model: T5535 ABS



Model: T5535 SS