



5330 East 25th Street
Indianapolis Indiana 46218
(888) 445-4142
www.tepid.com

ANSI/ISEA Z358.1 Certified
Patent Information:
tepid.com/patents

Stingray Systems **S5510/S5515** Floor Mounted Combination Shower & Eye/Face Wash

The S5510/S5515 emergency combination shower and eye/face wash is a floor mounted unit that shall be manufactured of corrosion resistant materials. The manifold assembly shall be a nickel-plated brass unit with 1" NPT female connections for inlet and drain piping. It shall include a centrally located activator with universal ANSI compliant sign.

The bowl assembly shall include a First Aid Red ABS or Stainless Steel bowl. The spray heads shall be PVC with dust caps and designed to flow at the specified flow rate. The spray heads shall be incorporated into a Quick Switch Eyewash Block that can be easily removed and serviced, allowing the supply piping to be flushed. The Quick Switch Eyewash Block (with optional integral point of use filters) shall be a single supply source eyewash to ensure symmetrical and equal flow through each spray head.

The unit shall include a First Aid Red ABS showerhead (or stainless steel showerhead) designed to give the user uniform and non-forceful flow over the entire coverage area at 20 gpm at 30psi. A stainless steel pull handle connected to the nickel-plated ball valve accomplishes activation of the shower.

The unit shall incorporate a 1/4" thick base plate that is 8" in diameter and shall be secured to the floor with appropriate anchors. The piping of the unit shall be galvanized steel (or epoxy coated or stainless steel) and will serve as the drainpipe to take water away from the eye/face wash portion of the unit as well as to supply water to the showerhead portion of the unit. It shall be at the correct length to get the individual components to the correct elevations per ANSI/ISEA Z358.1. The emergency combination shower and eye/face wash shall be installed level and be self-draining to hinder bacteria growth. The unit shall also be independently certified to meet the latest ANSI/ISEA Z358.1 requirements.

For a complete **TEPID** solution, this fixture shall be combined with a Stingray SV125 or SV160 emergency mixing valve.



Series: S5510/S5515

Model Number:

- S5510 Standard Floor Mounted Combination Emergency Shower and Eye/Face Wash
- S5515 Barrier Free Floor Mounted Combination Emergency Shower and Eye/Face Wash

Pipe Finish:

- Galvanized (**GA**)
- Epoxy Coated (**EP**)
- Stainless Steel (**SS**)

Quick Switch Eyewash Element Options:

- Filter (**FLT**)
- No Filter (**NFT**)

Bowl Showerhead Material Options:

- ABS Bowl/ABS Showerhead (**AB/AB**)
- Stainless Steel Bowl/ABS Showerhead (**SS/AB**)
- ABS Bowl/Stainless Steel Showerhead (**AB/SS**)
- Stainless Steel Bowl/Stainless Steel Showerhead (**SS/SS**)

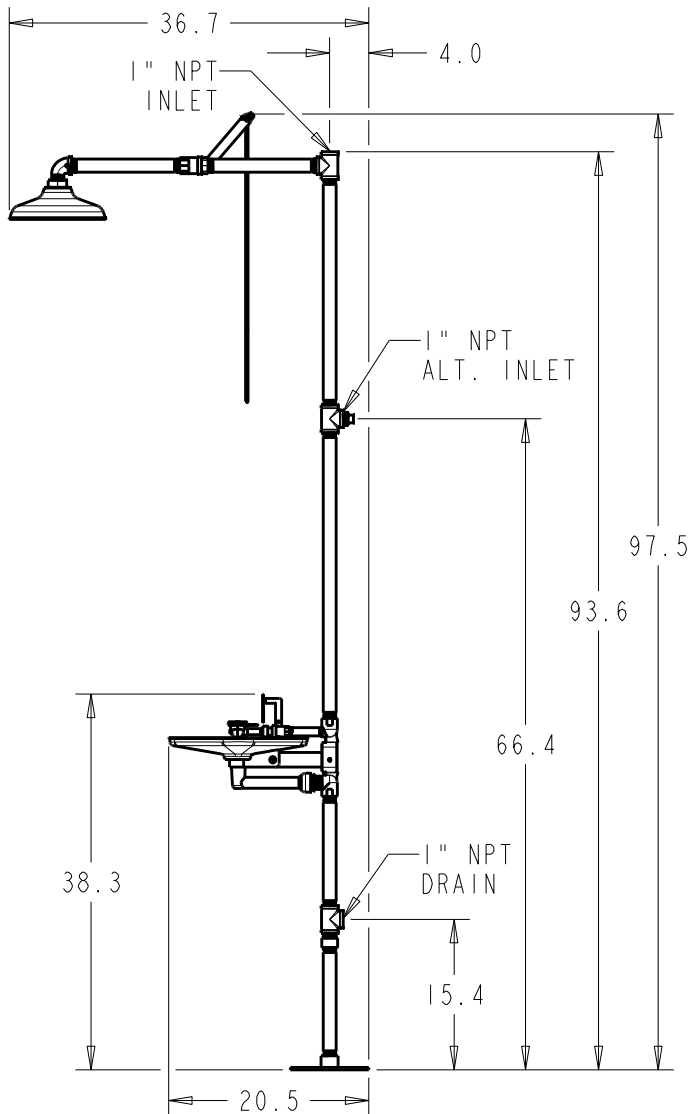
Optional Bowl Cover:

- Stainless Steel Dust Cover

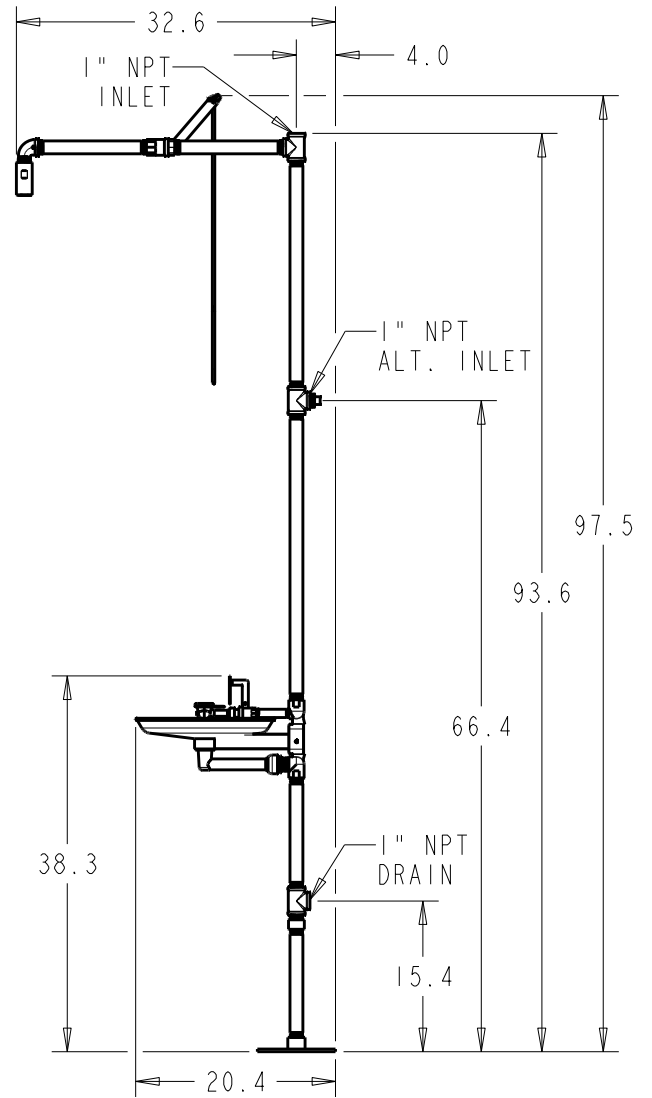


5330 East 25th Street
 Indianapolis Indiana 46218
 (888) 445-4142
 www.tepid.com

ANSI/ISEA Z358.1 Certified
 Patent Information:
tepid.com/patents



**Model:
S5510 ABS**

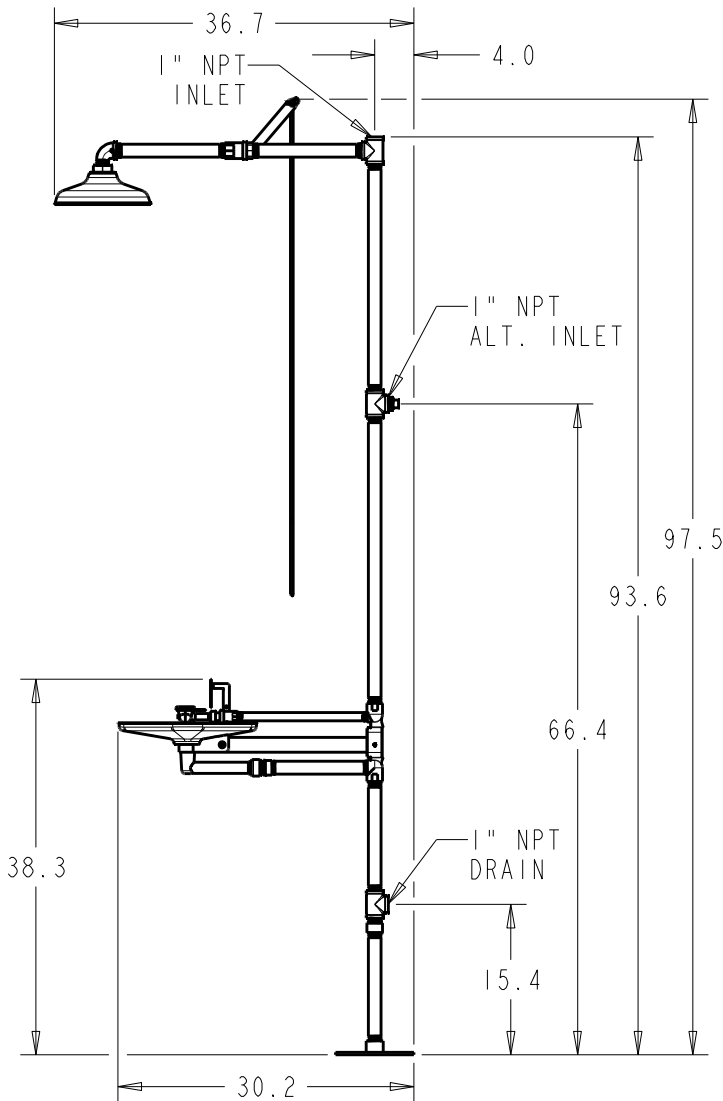


**Model:
S5510 SS**

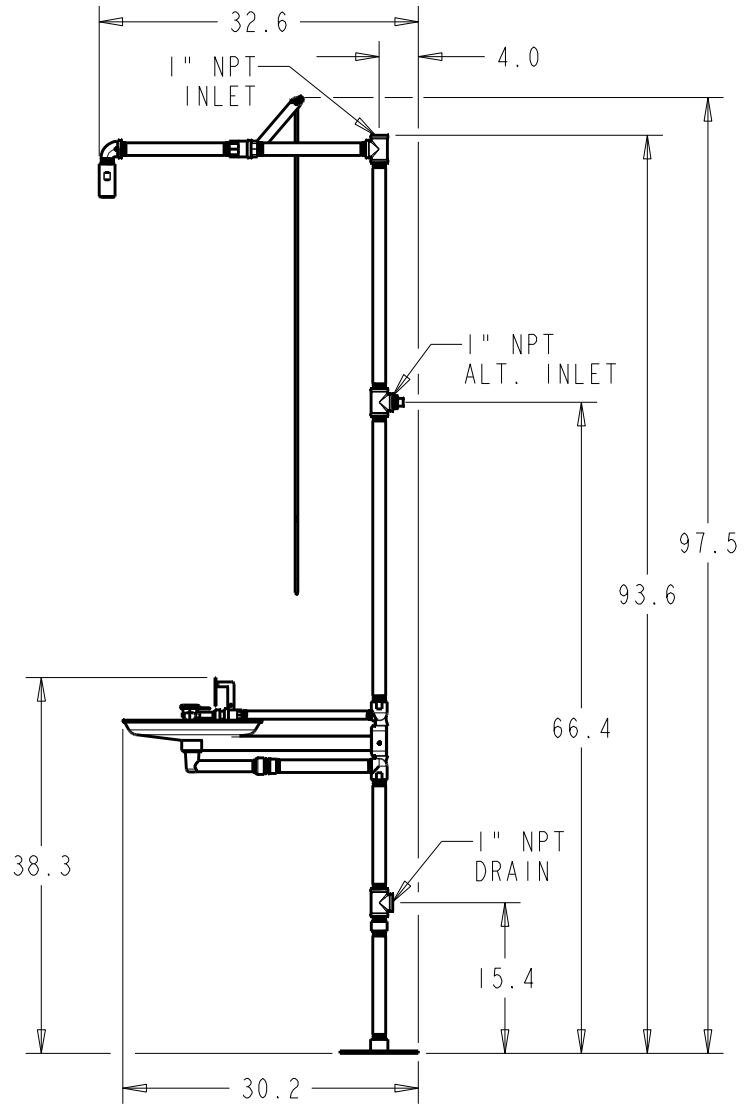


5330 East 25th Street
 Indianapolis Indiana 46218
 (888) 445-4142
 www.tepid.com

ANSI/ISEA Z358.1 Certified
 Patent Information:
tepid.com/patents



**Model:
S5515 ABS**



**Model:
S5515 SS**