



5330 East 25th Street
Indianapolis Indiana 46218
(888) 445-4142
www.tepid.com

ANSI/ISEA Z358.1 Certified
Patent Information:
tepid.com/patents

Stingray Systems S5530/S5535 Wall Mounted Emergency Shower and Eye/Face Wash

Series: S5530/S5535


The S5530/S5535 emergency combination shower and eye/face wash is a wall mounted unit that shall be manufactured of corrosion resistant materials. The manifold assembly shall be a nickel-plated brass unit with 1" NPT female connections for inlet and drain piping. It shall include a centrally located activator with universal ANSI compliant sign.

The bowl assembly shall include a First Aid Red ABS bowl (or stainless steel bowl or no bowl at all). The spray heads shall be PVC with dust caps and designed to flow at the specified flow rate. The spray heads shall be incorporated into a Quick Switch Eyewash Block that can be easily removed and serviced, allowing the supply piping to be flushed. The Quick Switch Eyewash Block, with optional filters, shall be a single supply source eye/face wash to ensure symmetrical and equal flow through each spray head.

The unit shall include a First Aid Red ABS showerhead (or stainless steel showerhead) designed to give the user uniform and non-forceful flow over the entire coverage area at 20 gpm at 30psi. A stainless steel pull handle connected to the nickel-plated ball valve accomplishes activation of the shower.

The unit shall incorporate an epoxy-coated wall-bracket and shall be secured to the wall with appropriate anchors. The piping of the unit shall be galvanized steel (or epoxy coated or stainless steel) and will serve to supply water to the showerhead portion of the unit. It shall be at the correct length to get the individual components to the correct elevations per ANSI/ISEA Z358.1. The emergency combination shower and eye/face wash shall be installed at the correct elevation per the standard, be level and be self-draining to hinder bacteria growth. The unit shall also be independently certified to meet the latest ANSI/ISEA Z358.1 requirements.

The modular design will allow for modifying the specs of eyewash without replacement of the whole unit.



Model Number:

- S5530 Standard Wall Mounted Combination
Emergency Shower and Eye/Face Wash
- S5535 Barrier Free Wall Mounted Combination
Emergency Shower and Eye/Face Wash

Pipe Finish:

- Galvanized (**GA**)
- Epoxy Coated (**EP**)
- Stainless Steel (**SS**)

Quick Switch Eyewash Block Options:

- Filter (**FLT**)
- No Filter (**NFT**)

Bowl Showerhead Material Options:

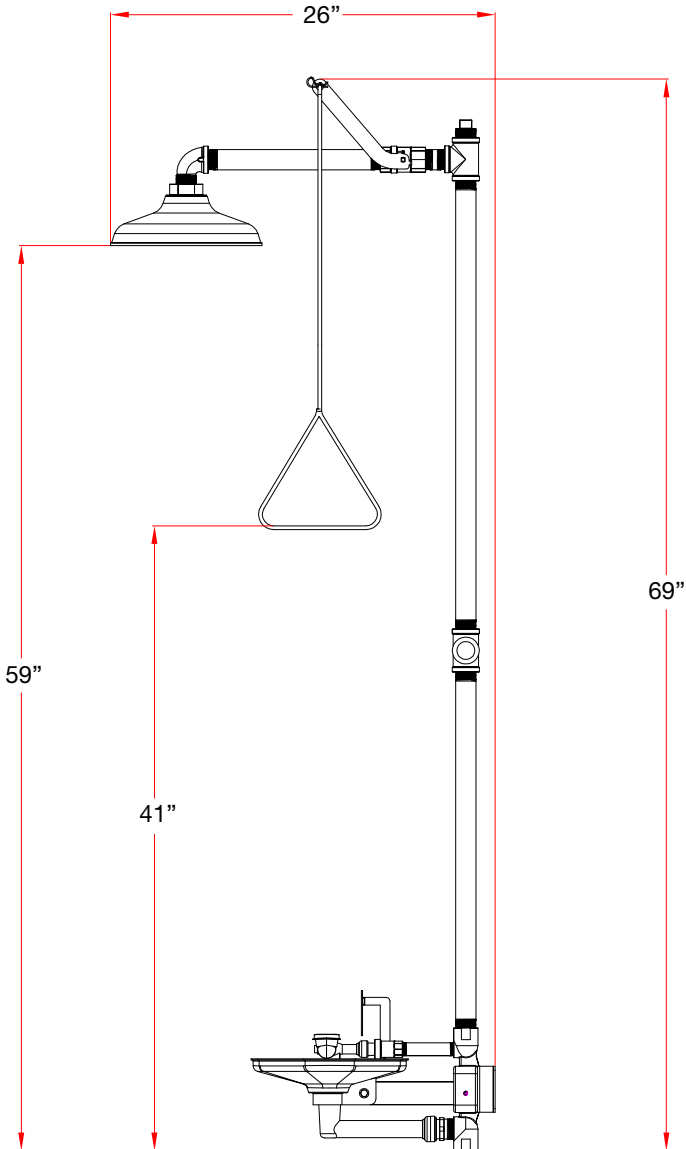
- ABS Bowl/ABS Showerhead (**AB/AB**)
- Stainless Steel Bowl/ABS Showerhead (**SS/AB**)
- No Bowl/ABS Showerhead (**NA/AB**)
- ABS Bowl/Stainless Steel Showerhead (**AB/SS**)
- Stainless Steel Bowl/Stainless Steel
Showerhead (**SS/SS**)
- No Bowl/Stainless Steel Showerhead (**NA/SS**)

For a complete **TEPID** solution, this fixture shall be combined with a Stingray SV125 or SV160 emergency mixing valve.

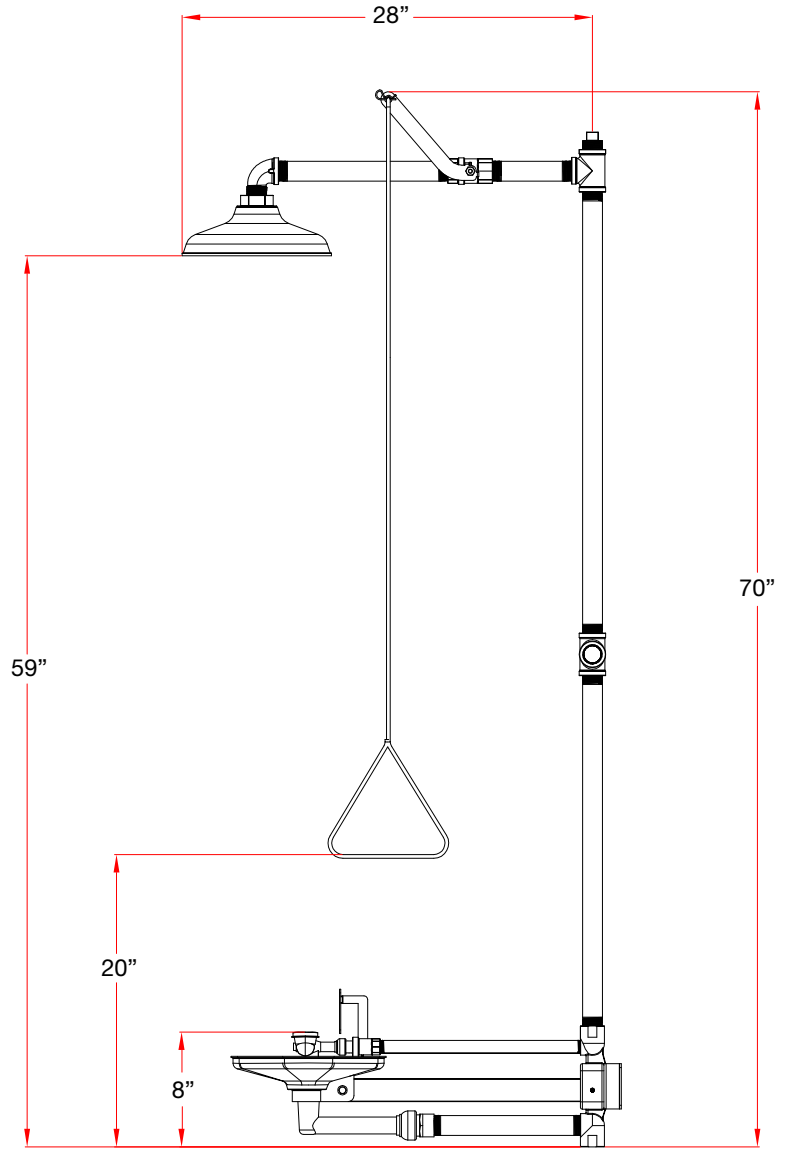


5330 East 25th Street
Indianapolis Indiana 46218
(888) 445-4142
www.tepid.com

ANSI/ISEA Z358.1 Certified
Patent Information:
tepid.com/patents



Model: S5530



Model: S5535